



Workshops and courses – Spring 2026

Welcome to Glasstronomy Studios' learning program. This calendar outlines the adult learning activities from March to June 2026. *Registration is now open.*

Levels of experience

Glasstronomy Studios hosts learning activities for glass enthusiasts with varying levels of experience. Our workshop calendar includes something for everyone. While most of our membership levels qualify for discounts on our workshops, courses, and tutorials, you *do not* need to be a member to participate. Each session has a unique number assigned to it that also indicates the level of experience required. Please consider these designations when you register:

G – general — all levels welcome

B – beginner level (no glass cutting experience required)

I – intermediate level — must know how to safely handle standard glass tools

A – advanced level — must have participated in an applicable Studio intermediate level workshop or course

Z – *Zoom* remote learning

Payment registration: To register, we currently accept payment in person (cash, Debit, MasterCard, and Visa), by email (e-transfer), or by phone (MasterCard and Visa). Please note that HST will be added to the listed fee at time of payment.

Cancellation policy: A Studio credit will be issued for cancellations up to one week (7 days) before start date (unless otherwise specified). We regret that Studio credits will not be issued under the 7-day threshold.

Studio credits can be applied to a future purchase of a workshop or course.

Workshops

G313

*Decorative soldering:
Tree of knowledge*

When: Saturday, March 21, 2026, from 10 am to 12 pm
Fee: \$95 + HST (includes all project materials)

Beginners are welcome!


Limit: 8 persons

Beyond the bead: Soldering techniques and surface effects

Does your solder spit or pit? Are you struggling to form a smooth, even bead? A clear understanding of how solder and flux interact can transform the soldering process — eliminating common frustrations while opening the door to expressive decorative techniques and sculptural possibilities.

In this focused two-hour workshop, participants will explore best practices for soldering maintenance, proper flux use, and controlled solder application. Through guided demonstrations, participants will learn how to achieve clean seams and develop a range of decorative solder finishes, including hammered, bamboo, and pearl textures. Participants will also be introduced to methods for stamping and sculpting solder, expanding its potential beyond structural joins into a decorative design element.

Using glass bevels and 60/40 solder, each participant will create a small 4-inch × 4-inch **Tree of knowledge** panel that showcases several of the techniques explored during the session.



All project materials are included.

I463

*Sculptural fused glass:
Wall triptych*

When: Saturday, March 21 AND 28, 2026, from 1 to 4 pm

Fee: \$496 + HST (includes project background glass, glass accessories, kiln firings, kiln fibres, casting material, and hardware) + Glass package (optional): A. Fish/\$60 + HST OR B. Flowers/\$75 + HST

Participants may bring their own compatible 96 COE glass materials.

Light in relief: Sculptural fused glass triptych

Sculpting with glass offers endless possibilities for kiln-formed artists. In this **two-afternoon workshop**, participants will explore sculptural fused glass techniques to create a luminous **24-inch × 16-inch triptych** designed to interact with light and invite contemplation from multiple viewpoints.

Working with 96 COE glass, participants will be introduced to relief-based construction methods that combine casting, layering, and kiln-formed texture. During the first session, participants will cut and assemble glass components and cast dimensional forms over hand-made **fibre molds**. Instruction will cover the preparation and use of fibre blanket molds, as well as firing considerations for achieving controlled sculptural results.

In the second session, participants will build depth and texture behind their original compositions using kiln-safe casting powders and multi-layer firing techniques. These methods create subtle surfaces and dimensional backgrounds that enhance the interplay of light across the finished panels.

By the end of the workshop, each participant will have developed a three-panel sculptural composition that demonstrates both structural and textural kiln-forming processes.

Project background glass, glass accessories, kiln firings, kiln fibres, casting material, and hardware are included.



A. Fish



A. Fish, detail



B. Flowers



B. Flowers, detail

G314

Stained glass fun:

Simple kaleidoscope

When: Saturday, March 28, 2026, from 10 am to 12 pm

Fee: \$150 + HST (includes all project materials)

Beginners are welcome!

Limit: 8 persons



The ever-changing symmetry of colour and pattern is the enduring magic of the kaleidoscope. When crafted from richly patterned stained glass, these mirrored instruments become both a playful optical device and a personal keepsake to enjoy or share as a gift.

In this short, hands-on workshop, participants will create their own **image-disk kaleidoscope** using two-sided mirror, stained glass, copper foil, and solder. Through guided instruction, participants will learn the basic construction process — from preparing mirrored components and assembling the viewing chamber to fabricating the stained glass exterior using traditional copper foil techniques.

The finished kaleidoscope produces shifting symmetrical patterns as the image disk rotates, transforming coloured glass fragments into luminous geometric compositions.

A sweet and satisfying introduction to small-scale stained glass construction.

All project materials are included.



B245S

Beginner copper foil social: Squared

When: Friday, April 10, 2026, from 7 to 9 pm

Fee: \$95 + HST (includes all project materials)

Beginners are welcome!

Member discounts do not apply.

Limit: 8 persons




Friday night specials presented by Glasstronomy Studios

Welcome to the wonderful world of stained glass!

Participants will be taught studio safety, copper foil technique and soldering. Using pre-cut glass squares, participants will create a **stained glass suncatcher** to take home and enjoy.

All project materials are included.



G315

Fusing fun: Birdhouse tealights

When: Saturday, April 11, 2026, from 1 to 4 pm

Fee: \$178 + HST (includes all project materials and kiln firings)

Beginners are welcome!

Celebrate the arrival of spring through the luminous medium of kiln-formed glass. In this hands-on workshop, participants will design and create a **pair of fused glass tealight holders** featuring playful birdhouse motifs and vibrant seasonal colour.

Working with 96 COE art glass, participants will explore foundational techniques in glass composition and layering while incorporating materials such as **frit, pings, and stringers**, and **Glassline paint** to develop surface detail and visual texture. Instruction will include the use of the **Morton System** for accurate cutting and its **Teeny Circle Cutter** for shaping small circular elements.

Each piece will be assembled and draped to introduce a subtle three-dimensional form, transforming flat glass into sculptural tealight holders that cast a warm glow when illuminated. Projects will be kiln fired and finished following the workshop.

All project materials and kiln firings are included.



G316

Fusing and beading fun: Driftwood wind chimes

When: Saturday, April 18, 2026, from 10 am to 3 pm
Fee: \$125 + HST (includes all project materials and kiln firing)

Beginners are welcome!

The gentle sound of chimes, the play of light through glass, and the sparkle of beadwork come together beautifully in this relaxed, creative workshop. Suspended from a natural piece of driftwood, these whimsical glass wind chimes bring movement, colour, and sound to any garden, patio, or window.

Participants will design and create a set of **five fused glass chime ornaments** using 96 COE glass and accessories and will explore simple composition techniques while cutting and arranging their glass pieces, adding colourful beads that will later form the hanging connections between each glass element.

Following kiln firing, the finished glass components will be added and suspended from a selected piece of driftwood, creating a chime that responds gently to light and breeze.

This workshop emphasizes relaxed making and playful experimentation — perfect to enjoy with family or friends.

All project materials and kiln firing are included.



G317S

Beginner glass fusing: Pendant party

When: Saturday, April 25, 2026, from 10 am to 12 pm
Fee: \$50 + HST (includes all project materials and kiln firing)

Beginners are welcome!

Member discounts do not apply.

It's time for some creative fun!

In this introductory workshop, participants will explore the foundational principles of kiln-formed glass while creating a small collection of wearable pieces. Through guided demonstrations and hands-on experimentation, participants will learn about glass compatibility, volume control, and the basics of multi-layer firing while playing with colour, transparency, and form.

Working with 96 COE glass and a variety of compatible accessories, participants will design and assemble up to **four fused glass pendants or ornaments**. Once kiln fired, each piece will be finished with jewellery bails, making them ready to wear, share, or gift.

A lively introduction to fused glass that combines technical fundamentals with creative exploration.

All project materials and kiln firing are included.



G320

Fused glass landscape:

Translating nature into kiln-formed imagery

When: Saturday, April 25, 2026, from 1 pm to 4 pm
Fee: \$178 + HST (includes all project materials and kiln firing)

Beginners are welcome!

Nature captivates us with sweeping landscapes and quiet, awe-inspiring vistas. Translating these scenes into glass allows those moments to linger long after the journey has ended.

In this workshop, participants will explore how landscape imagery can be interpreted through kiln-formed glass. Techniques such as **glass impasto, frit-based texture (fritage), and cut glass applications** will be introduced to help build surface interest and structure within a composed glass panel.

Working with 96 COE glass and compatible accessories, participants will translate a favourite photograph or remembered landscape into glass. Concepts of **depth, colour relationships, and perspective** will emerge through thoughtful design, layered construction, and kiln firing.

All project materials and kiln firing are included.



I464

*Fused glass Ikebana:
Harmony in form and
light*

When: Saturday, May 2,
2026, from 10 am to 3 pm
Fee: \$225 + HST (includes
all project materials and
kiln firings)

Beginners are welcome!

Rooted in the traditional Japanese art of Ikebana, this workshop explores the beauty of balance, asymmetry, and thoughtful composition. Ikebana arrangements celebrate the relationship between vessel, space, and the natural form of flowers — transforming simple materials into living art.

Participants will create an elegant **two-piece fused glass Ikebana vessel** designed to support minimalist floral arrangements. Working with 96 COE glass, participants will learn how to apply **Glassline paint**, compose delicate linear elements using **glass stringers**, and shape their forms using **fibre molds**.

Following kiln firing and slumping, the finished piece becomes a refined glass object ready to hold seasonal stems or branches, allowing the maker to continue the artistic dialogue between glass, space, and nature.

*All project materials and firing are included. Flowers **not** included.*



B246S

*Glass painting: Wine
and cheese*

When: Friday, May 8, 2026,
from 7 to 9 pm

Fee: \$125 + HST (includes
all project materials, kiln
firings, and refreshments)

Beginners are welcome!

*Member discounts do not
apply.*



Friday night specials presented by Glasstronomy Studios

Wine and cheese anyone? Join us for this social and learn how to prolong the enjoyment of a bottle of wine long after the contents are gone! Bring along two empty, clean, label-free bottles for a fun and memorable activity. Learn how to apply **Glassline paint** to recycle wine bottles into cheese trays. Light refreshments will be served.

All project materials, kiln firings, and refreshments are included.



Mother's and Grandmother's Day Special | Saturday, May 9, 2026

Celebrate the creative people in your life with a joyful day of making at the Studio. Whether you're bringing a mom, grandmother, child, friend, or simply someone who loves to create, these family-friendly fused glass sessions are designed to share the fun of working with glass together. Children are welcome when accompanied by a participating adult.

Join us for the morning or the afternoon — or make a day of it!

G317S

*Fusing fun: Pendant
party*

When: Saturday, May 9,
2026, from 10 am to 12 pm

Fee: \$50 + HST/person OR
\$80 + HST/2 people
(includes all project
materials and kiln firing)

Beginners are welcome!

*Member discounts do not
apply.*

Start the day with a colourful introduction to fused glass. Participants will learn how to safely handle glass tools and materials while exploring colour, shape, and simple design. Each participant will create **up to four fused glass pieces**, which will later be finished with magnets or jewellery bails — perfect to wear, display, or gift.

All project materials and kiln firing are included.



G318S

*Glass impasto:
Painted picture
frames*

When: Saturday, May 9,
2026, from 1 to 4 pm
Fee: \$150 + HST/frame OR
\$275 + HST/for two frames
(includes all project
materials and kiln firing)

At time of registration,
please choose:

- A. Dinosaurs
- B. Floral
- C. Love
- D. Outer space

Beginners are welcome!

*Member discounts do not
apply.*

Spend the afternoon creating a cheerful fused glass picture frame using glass impasto painting techniques. Participants will apply richly textured glass colour to pre-fired outline designs on a glass frame mat. Choose from playful themes including **Dinosaurs, Floral, Love, or Outer space**, then bring your design to life with vibrant glass colour.

All project materials and kiln firings are included.



I361


*Stained glass: Patio
stone*

When: Saturdays, May 23
AND 30, 2026, from 10 am
to 4 pm
Fee: \$325 + HST (includes
accent glass, patio stone
mold usage, and concrete)
+ Background glass

*Glass cutting experience is
required.*

Celebrate the coming of summer at the Studio by making a 16-inch hexagonal stained glass patio stone. These bold patterns are a beautiful way to add colour and expression to your garden path or flowerbed. They can also become a patio table when added to a wrought iron table stand (*stands not included*). During this **two-day workshop**, participants will learn how to prepare a pattern and plastic mold for glass and concrete. Once completed participants will return to pour the concrete. There are several patterns to choose from.

*Accent glass, patio stone mold usage, concrete included.
Background glass **not** included.*



I465

*Faerie series, I |
Fusing fun: Faerie
house lantern*

When: Thursdays, June 4
AND 11, 2026, from 7 to 10
pm
Fee: \$225 + HST (includes
all project materials, kiln
firing, and hardware)

*Glass cutting experience is
required.*

*Beginners, please first take
an introductory workshop.*

Summer lights, summer nights — faerie homes that shine so bright

Bring a touch of enchantment to your patio or balcony with these whimsical fused glass lanterns. Designed as tiny glowing dwellings, each lantern becomes part of a magical **faerie village** that sparkles warmly through long summer evenings.

In this playful **two-evening workshop**, participants will use **96 COE glass and Studio accessories** to design and assemble their own miniature faerie houses in glass. Colour, texture, and layered details will transform simple forms into charming lantern panels that glow beautifully once illuminated.

Once kiln fired and assembled with hardware, the finished lanterns can be swapped out or rearranged, allowing your faerie village to evolve and shine throughout the season — perfect for creating a little midsummer magic wherever they are displayed.

All project materials, kiln firing, and hardware are included.



I466

*Faerie series, II |
Seasonal garden
stake series:*

Moonlight muse

When: Saturdays, June 6
AND 13, 2026, from 10 am
to 12 pm

Fee: \$275 + HST (includes
all project materials and
kiln firings) + *Optional:*
Clear dichroic scrap
pack/\$65 + HST, Garden
stake/\$95 + HST

The enchantment continues with the second workshop in our Faerie series. Inspired by midsummer magic, the **Faerie muse** brings a mystical presence to garden spaces, balconies, or glowing window displays. With shimmering iridescent glass, sparkling Mica, and a softly glowing moon, this luminous piece captures the quiet wonder of a summer night.

In this **two-morning workshop**, participants will begin by creating their faerie figure along with delicate **firefly companions** and graceful branches created in the vitrigraph kiln. A **dichroic glass scrap pack** is available for those who wish to add extra sparkle to their faerie muse.

During the second session, participants will explore the use of **Mica**, a naturally reflective silicate mineral, learning how it can be incorporated into kiln-formed glass to create a brilliant metallic sheen. The composition is completed with a moon accented with **glow pigment**, allowing the piece to softly illuminate once the sun goes down.

Place your finished faerie among summer flowers or display it indoors where light can catch its shimmering surfaces — and let the midsummer enchantment begin.

*All project materials and kiln firings are included.
Optional: Dichroic scrap pack and Stake hardware.*



G319

*Faerie series, III |
Magical mushroom
mosaics*

When: Saturdays, June 6
AND 13, 2026, from 1 to 4
pm

Fee: \$150 + HST (includes
all project materials)

Beginners are welcome!

... Because every faerie village needs a few magical mushrooms

To complete our June Faerie Series, these playful glass mosaics are ready to shimmer, sprout, and perhaps hide a little magic of their own. In this **two-afternoon workshop**, participants will transform three mushroom-shaped glass vessels into enchanting **“magical mushrooms”** using traditional **glass-on-glass mosaic techniques**. Whether inspired by the bright spots of an **Amanita**, a tiny faerie front door, or an imaginative woodland design, these charming **4- to 6-inch glass fungi** can become tealight holders, miniature vases, or secret keepers for small treasures.

During the first session, participants will design and mosaic their mushroom forms with colourful glass. In the second session, the pieces will be grouted and finished, revealing the full character and texture of the mosaic surface.

All project materials are included.



B245S

*Beginner copper foil
social: Squared*

When: Friday, June 12,
2026, from 7 to 9 pm

Fee: \$95 + HST (includes all
project materials)

Beginners are welcome!

*Member discounts do not
apply.*


Limit: 8 persons

Welcome to the wonderful world of stained glass! Participants will be taught studio safety, copper foil technique and soldering. Using pre-cut glass squares, participants will create a **stained glass suncatcher** to take home and enjoy.

All project materials are included.



Friday night specials presented by Glasstronomy Studios



Courses

G312

*Fused glass mosaic:
Wall planter or
tealight holder*

When: Thursdays, April 2, 9,
23, and 30, 2026, from 7 to
10 pm

Fee: \$595 + HST (includes
all project materials, kiln
firings, magnets, and metal
armature)

*Glass cutting experience is
required.*

*Beginner fusers are
welcome!*

Featured course


Spring showers bring wall flowers

Celebrate the long-awaited return of spring by creating a vibrant and functional accent for your garden or patio. In this **four-evening course**, participants will design and fabricate a series of fused glass mosaic butterflies along with a coordinating fused glass mosaic backdrop. Once completed, the glass elements will be mounted onto a metal frame with a planter or tealight holder, creating a luminous seasonal feature to enjoy outdoors throughout the warmer months.

Working with **96 COE glass and a range of compatible accessories**, participants will explore two distinct fused glass mosaic techniques that achieve a clean, contemporary surface without the use of traditional grout. Through guided demonstrations and studio work time, participants will design, cut, and assemble their glass components while developing confidence with mosaic composition in kiln-formed glass.

Following kiln firing and slumping, rare earth magnets will be adhered to the butterflies, allowing them to be positioned and repositioned on the metal armature. This flexible mounting system makes it easy to rearrange the composition outdoors during the growing season and later bring the butterflies indoors to brighten winter spaces.

*All project materials, kiln firings, magnets,
and metal armature are included.*



B244

*Beginner stained
glass: Copper foil
technique*

When: Thursdays, May 7,
14, 21, and 28, 2026, from 7
to 10 pm

Fee: \$325 + HST (includes
some glass, metals,
chemicals, and tool usage)

Beginners are welcome!

Limit: 8 persons

Cross off that bucket list item and dive into the enchanting world of stained glass! Perfect for aspiring artists and DIY enthusiasts, you will learn the copper foil technique and create a stunning **10-inch round framed panel** that showcases your creativity and craftsmanship.

During this **four-evening beginner course**, each session combines instruction, demonstration, and hands-on practice, ensuring that you leave with a beautiful piece of art and newfound skills. Whether you are looking to start a new hobby or simply explore your creative side, this course is designed for beginners of all ages.

Join us for an inspiring journey into stained glass art and take home a beautiful 10-inch round panel that reflects your personal style. *Sign up today and let your creativity shine!*

What you will learn

- **Introduction to stained glass:** Discover the history and basics of stained glass art, including types of glass and tools needed for the craft.



-
- **Copper foil technique:** Master the copper foil method, a versatile and popular approach that allows for intricate designs and clean lines.
 - **Design and planning:** Select from several patterns, focusing on colour selection and layout.
 - **Cutting glass:** Learn essential glass cutting skills, including how to safely and accurately cut and shape a large selection of stained glass for your project.
 - **Foiling and soldering:** Gain hands-on experience in applying copper foil and solder to create a cohesive panel.
 - **Framing your art:** Finish your piece with a 10-inch metal ring, ready to display in your home or gift to someone special.



Some glass, metals, chemicals, and tool usage included.

For the love of glass

This spring, we invite glass enthusiasts, hobbyists, and artists to share their passion by bringing along a friend or family member for a creative Studio experience. Whether you're introducing someone to glass for the first time or enjoying a day of making together, it's a wonderful way to celebrate the people we love. Check out our monthly Friday night activities and our Mother's and Grandmother's Day special activities. These have been designed to be family friendly and are all-inclusive.

For more information or to register:

Contact us at the information below:

Glasstronomy Studios
2600 John St., Unit 108
Markham ON L3R 3W3

t 905.415.9777
e info@glasstronomystudios.ca
w www.glasstronomystudios.ca

Photo credit: *E. Beecham* (B245S, B246S, G209, G312, G314, G315, G317S, G318S, G319, I361, I463, I464, I465, I466);
M. Kidd (B244, G313, G316, I463)

ISD: SWC2026P